








QUICKSTART GUIDE



BREASTPUMP BUTTONS

	short press	Device START/STOP
	hold (> 2 sec) when started	Save user-adjusted vacuum levels
	hold (> 2 sec) when stopped	Factory reset
	short press	Toggle Stimulation/ Expression phase
	hold (> 2 sec)	Select expression mode: PHYSIOLOGICAL, CLASSIC, GENTLE
	short press	Increase vacuum level
	hold (> 2 sec)	Toggle display brightness high/low
	short press	Decrease vacuum level
	hold (> 2 sec)	Toggle beeper on/off
	hold (> 2 sec)	Toggle display colour black/white


LED INDICATOR

red	blinking	General breastpump failure
yellow	blinking	STIMULATION phase
green	blinking	PHYSIOLOGICAL mode of expression phase
blue	blinking	CLASSIC mode of expression phase
white	blinking	GENTLE mode of expression phase
orange	lights up when breastpump is stopped	The motor block is almost exhausted

Display
(LACTEA Smart™ Plus/ Pro
models)



LED indicator

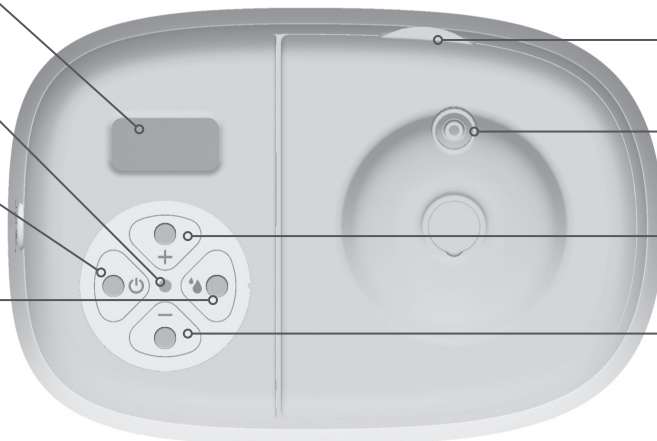
START/STOP
button 

One touch letdown
and expression mode
switch button 

Membrane lid
removal tag

Vacuum outlet

Vacuum level
increase/
decrease
buttons  



ASSEMBLING OF SUCTION KIT

Disassemble in
reverse order

